

STANVAL

CAST IRON VALVES

Catalog Number CIV-1004

Pressure Class:

ASME 125#

Size Range:

2" - 36"



STANVAL

CLASS 125 CAST IRON GATE VALVES

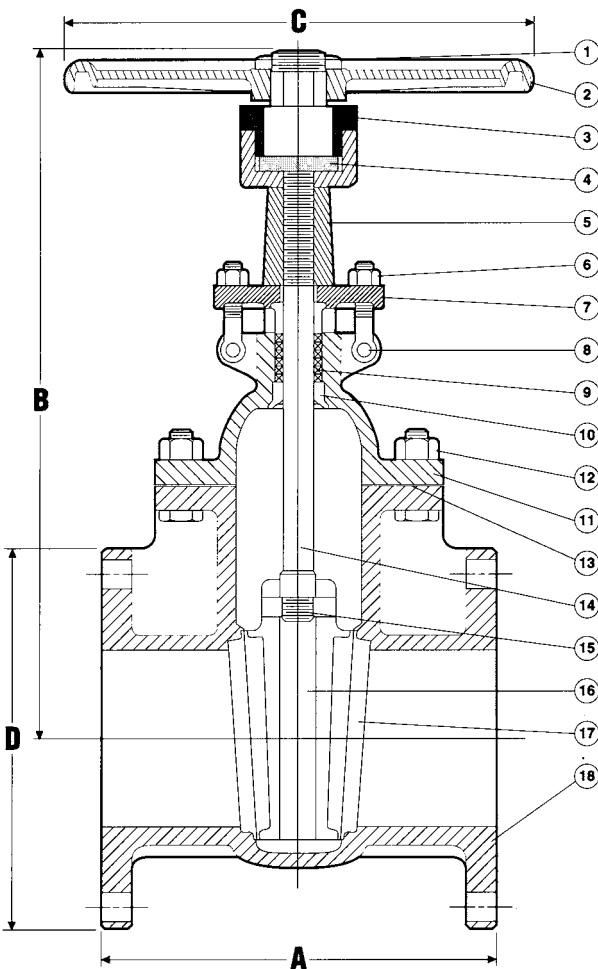
STANVAL Figure #3125 - IBBM

STANVAL Figure #3128 - All Iron

- 200 PSI non-shock WOG 2" - 12"
- 150 PSI non-shock WOG 14" - 24"
- 125 PSI saturated steam 2" - 12"
- 100 PSI saturated steam 14" - 24"
- Outside screw and yoke
- Solid wedge disc
- Rising stem
- Bolted bonnet

Parts and Materials

No.	Description	Material	ASTM Specs.
1	Stem Nut	Steel	A307 Gr. A
2	Handwheel	Cast Iron	A126 Class B
3	Yoke Nut	Cast Iron	A126 Class B
4	Yoke Sleeve	Bronze	B62
5	Yoke	Cast Iron	A126 Class B
6	Eye Bolt & Nut	Steel	A307 Gr. A
7	Gland	Cast Iron	A126 Class B
8	Bolt & Nut	Steel	A307 Gr. A
9	Gland Packing	Graphite	
10	Back Seat	Bronze	B62
11	Bonnet	Cast Iron	A126 Class B
12	Bonnet Bolting	Steel	A307 Gr. A
13	Gasket	Graphite	
14	Stem	Bronze	B62
15	Wedge Hanger	Bronze	B62
16	Wedge	Cast Iron	A126 Class B*
17	Seat Ring	Bronze	B62
18	Body	Cast Iron	A126 Class B



* Solid bronze on IBBM, 2 1/2" and smaller. Bronze faced – ASTM B62, 3" and larger.

All valves comply with MSS-SP-70, ANSI B16.10, and ANSI B16.1.

Bronze trim valves are recommended for steam, water, air, and noncorrosive oil or gas.

All iron valves are recommended for oil, gas, or fluids that corrode bronze, but not iron or steel.

Dimensions in inches

Size	2	2 1/2	3	4	5	6	8	10	12	14	16	18	20	24
Face to Face (A)	7.00	7.50	8.00	9.00	10.00	10.50	11.50	13.00	14.00	15.00	16.00	17.00	18.00	20.00
Valve Open Height (B)	13.75	15.38	17.88	22.13	26	30.75	36.63	45.63	54.75	64.57	71.04	82.08	98.03	116.54
Handwheel Diameter (C)	7.00	7.00	8.00	10.00	10.00	12.00	14.00	16.00	18.00	20.00	21.97	24.02	24.02	30.00
Flanges (D)	6.00	7.00	7.50	9.00	10.00	11.00	13.50	16.00	19.00	20.98	23.50	25.00	27.52	32.00
Weight (lbs.)	35	48	65	110	142	194	291	465	682	898	1213	1587	2018	3149

Specifications subject to change without notice

STANVAL

CLASS 125 CAST IRON GATE VALVES

STANVAL Figure #3125 - IBBM

STANVAL Figure #3128 - All Iron

- 200 PSI non-shock WOG 2" - 12"
- 150 PSI non-shock WOG 14" - 36"
- 125 PSI saturated steam 2" - 12"
- 100 PSI saturated steam 14" - 24"
- 50 PSI saturated steam 30" - 36"
- Inside screw
- Solid wedge disc
- Non-rising stem
- Bolted bonnet

Parts and Materials

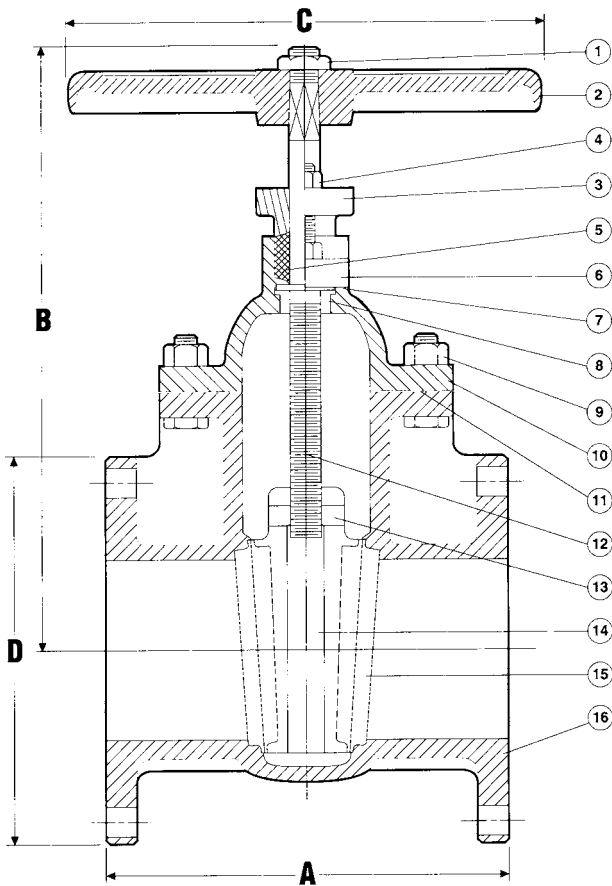
No.	Description	Material	ASTM Specs.	
1	Stem Nut	Steel	A307 Gr. A	
2	Handwheel	Cast Iron	A126 Class B	
3	Gland	Cast Iron	A126 Class B	
4	Bolt and Nut	Steel	A307 Gr. A	
5	Gland Packing	Graphite		
6	Stuffing Box	Cast Iron	A126 Class B	
7	Gasket	Graphite		
8	Back Seat	Bronze	B62	
9	Bonnet Bolting	Steel	A307 Gr. A	
10	Bonnet	Cast Iron	A126 Class B	
11	Gasket	Graphite		
12	Stem	2" - 24" 30"-36"	Brass Stainless Steel	B16 A276-410
13	Nut	Bronze	B62	
14	Wedge	Cast Iron	A126 Class B*	
15	Seat Ring	Bronze	B62	
16	Body	Cast Iron	A126 Class B	

* Solid Bronze on IBBM, 2-1/2" and smaller. Bronze faced -ASTM B62, 3" and larger.

All valves comply with MSS SP-70, ANSI B16.10, and ANSI B16.1.

Bronze Trim valves are recommended for steam, water, air, and noncorrosive oil or gas.

All Iron Valves are recommended for oil, gas, or fluids that corrode bronze, but not iron or steel.



Dimensions in inches

Size	2	2½	3	4	5	6	8	10	12	14	16	18	20	24	30	36
Face to Face (A)	7.00	7.50	8.00	9.00	10.00	1.50	11.50	13.00	14.00	15.00	16.00	17.00	18.00	20.00	24.00	28.00
Valve Open Height (B)	11.00	12.50	13.13	15.25	20.13	23.13	27.75	32.31	37.38	37.04	42.55	46.49	54.37	57.52	84.32	92.20
Handwheel Diameter (C)	7.00	7.00	8.00	10.00	10.00	11.00	14.00	16.00	18.00	20.00	22.00	24.00	24.00	30.00	30.00	30.00
Flanges (D)	6.00	7.00	7.50	9.00	10.00	11.00	13.50	16.00	19.00	21.00	23.50	25.00	27.50	32.00	38.75	46.00
Weight (lbs.)	31	44	55	94	129	175	291	434	653	827	1096	1323	1967	2579	5115	8499

Specifications subject to change without notice



CLASS 125 CAST IRON CHECK VALVES

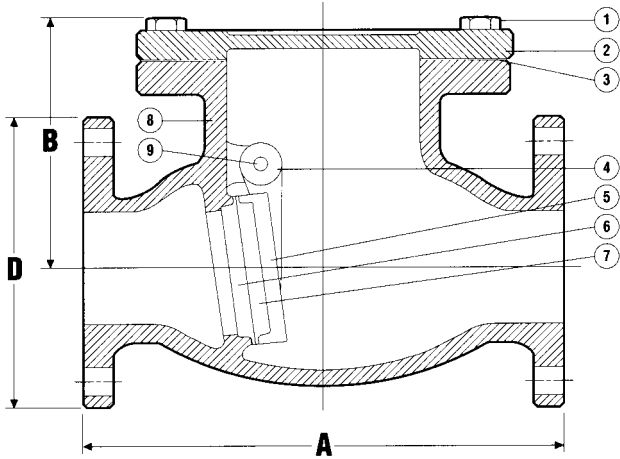
STANVAL Figure #3125 - IBBM

STANVAL Figure #3128 - All Iron

- 200 PSI Non-Shock WOG
- 125 PSI Saturated Steam
- Renewable Seat and Disc
- Horizontal Swing
- Bolted Cover

Parts and Materials

No.	Description	Material	ASTM Specs.
1	Cover Bolt	Steel	A307 Gr. A
2	Cover	Cast Iron	A126 Class B
3	Gasket	Graphite	
4	Hinge	Cast Iron	A126 Class B
5	Disc	Cast Iron	A126 Class B
6	Body Seat Ring	Bronze	B62
7	Disc Seat	Bronze	B62
8	Body	Cast Iron	A126 Class B
9	Hinge Pin	Stainless Steel	A182 304



All valves comply with MSS SP-71, ANSI B16.10, and ANSI B16.1.

Bronze trim valves are recommended for steam, water, and noncorrosive oil or gas.

All Iron valves are recommended for oil, gas, or fluids that corrode bronze, but not iron or steel.

Dimensions in inches

Size	2	2½	3	4	5	6	8	10	12
Face to Face (A)	8.00	8.50	9.50	11.50	13.00	14.00	19.50	24.50	27.50
Valve Height (B)	4.00	4.50	5.125	6.125	6.80	8.00	9.50	12.00	13.75
Flanges (D)	3.94	4.50	5.13	6.13	6.81	8.00	9.44	12.06	13.75
Weight (lbs.)	30	44	57	97	123	165	324	487	673

Specifications subject to change without notice

STANVAL

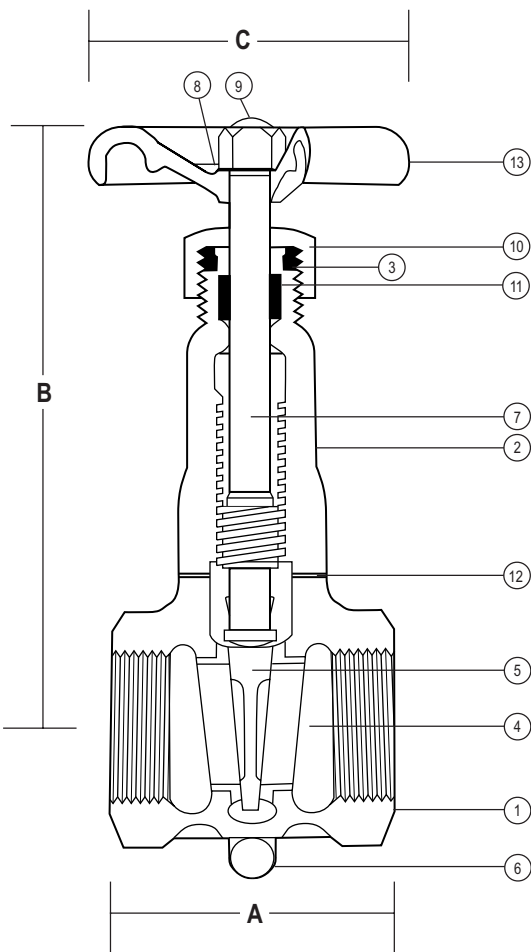
CLASS 125 CAST IRON CHECK VALVES

STANVAL Figure #690 - IBBM Clamp Type
Threaded Ends

- 200 PSI non-shock WOG
- 125 PSI saturated steam
- Outside screw and yoke
- Solid Wedge disc
- Rising stem
- Threaded bonnet

Parts and Materials

No.	Description	Material	ASTM Specs.
1	Body	1/2"-2" Ductile Iron	1/2"-2" A536
		2 1/2"-4" Cast Iron	2 1/2"-4" A126
2	Bonnet	1/2"-2" Ductile Iron	1/2"-2" A536
		2 1/2"-4" Cast Iron	2 1/2"-4" A126
3	Gland	Steel	A307 Gr. A
4	Seat	Bronze	B62
5	Disc	1/2"-2" Bronze 2 1/2"-4" DI/Bronze	B62 A536/B62
6	Clamp	Steel	A307 Gr. A
7	Stem	Brass	B16
8	Nameplate	Aluminum	Commercial
9	Wheel Nut	Steel	A307 Gr. A
10	Nut	Ductile Iron	A536
11	Gland Packing	15% Graphite Filled Teflon	
12	Gasket	Graphite	
13	Handwheel	Cast Iron	A126



Dimensions in inches

Size	1/4	3/8	1/2	3/4	1	1 1/4	1 1/2	2	2 1/2	3	4
End to End (A)	2.05	2.05	2.05	2.32	2.56	2.88	3.15	3.66	4.14	4.69	5.59
Valve Open Height (B)	5.08	5.08	5.08	6.19	7.41	8.90	9.97	11.62	12.92	15.37	19.78
Handwheel Diameter (C)	2.05	2.05	2.05	2.56	2.76	3.07	6.62	4.06	4.77	5.91	7.48
Weight (lbs.)	1.19	1.19	1.19	1.98	3.08	4.40	5.94	9.24	14.30	22.66	44.44

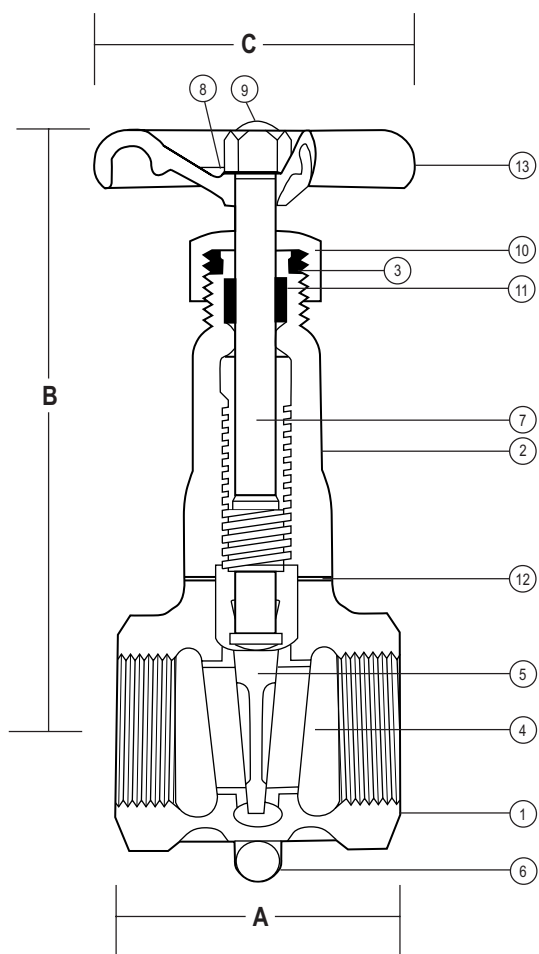
Specifications subject to change without notice.



CLASS 125 CAST IRON CHECK VALVES

STANVAL Figure #688 - All Iron Clamp Type
Threaded Ends

- 200 PSI non-shock WOG
- 125 PSI saturated steam
- Outside screw and yoke
- Solid Wedge disc
- Rising stem
- Threaded bonnet



Parts and Materials

No.	Description	Material	ASTM Specs.
1	Body	1/2"-2" Ductile Iron	1/2"-2" A536
		2 1/2"-4" Cast Iron	2 1/2"-4" A126
2	Bonnet	1/2"-2" Ductile Iron	1/2"-2" A536
		2 1/2"-4" Cast Iron	2 1/2"-4" A126
3	Gland	Steel	A307 Gr. A
4	Seat	Ductile Iron	A536
5	Disc	Ductile Iron	A536
6	Clamp	Steel	A307 Gr. A
7	Stem	Stem	ZN Plated
8	Nameplate	Aluminum	Commercial
9	Wheel Nut	Steel	A307 Gr. A
10	Nut	Ductile Iron	A536
11	Gland Packing	15% Graphite Filled Teflon	
12	Gasket	Graphite	
13	Handwheel	Cast Iron	A126

Dimensions in inches

Size	1/4	3/8	1/2	3/4	1	1 1/4	1 1/2	2	2 1/2	3	4
End to End (A)	2.05	2.05	2.05	2.32	2.56	2.88	3.15	3.66	4.14	4.69	5.59
Valve Open Height (B)	5.08	5.08	5.08	6.19	7.41	8.90	9.97	11.62	12.92	15.37	19.78
Handwheel Diameter (C)	2.05	2.05	2.05	2.56	2.76	3.07	6.62	4.06	4.77	5.91	7.48
Weight (lbs.)	1.19	1.19	1.19	1.98	3.08	4.40	5.94	9.24	14.30	22.66	44.44

Specifications subject to change without notice.

STANVAL

CLASS 125 CAST IRON GLOBE VALVES

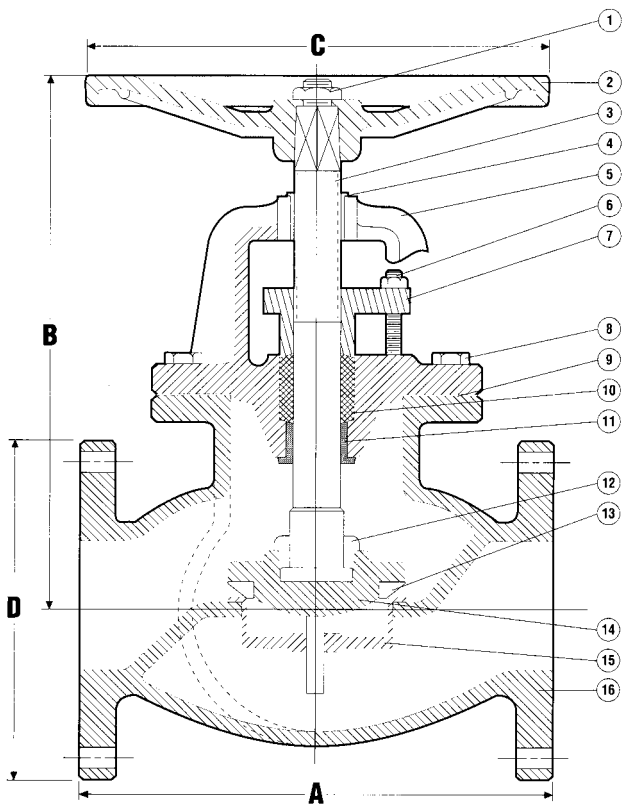
STANVAL Figure #2125 - IBBM

STANVAL Figure #2126 - All Iron

- 200 PSI Non-Shock WOG
- 125 PSI Saturated Steam
- Outside Screw and Yoke
- Renewable Seat and Disc
- Bolted Bonnet

Parts and Materials

No.	Description	Material	ASTM Specs.
1	Stem Nut	Steel	A307 Gr. A
2	Handwheel	Cast Iron	A126 Class B
3	Stem	Bronze	B62
4	Yoke Bushing	Bronze	B62
5	Bonnet	Cast Iron	A126 Class B
6	Gland Bolting	Steel	A307 Gr. A
7	Gland	Cast Iron	A126 Class B
8	Bonnet Bolting	Steel	A307 Gr. A
9	Gasket	Graphite	
10	Packing	Graphite	
11	Back Seat	Bronze	B62
12	Disc Hanger	Bronze	B62
13	Disc	Cast Iron	A126 Class B
14	Disc Seat	Bronze	B62
15	Body Seat Ring	Bronze	B62
16	Body	Cast Iron	A126 Class B



All valves comply with MSS SP-85, ANSI B16.10, and ANSI B16.1.

Bronze trim valves are recommended for steam, water, and other fluids that do not corrode bronze.

All Iron valves are recommended for oil, gas, or fluids that corrode bronze, but not iron or steel.

Dimensions in inches

Size	2	2 1/2	3	4	5	6	8	10	12
Face to Face (A)	8.00	8.50	9.50	11.50	13.00	14.00	19.50	24.50	27.50
Valve Open Height (B)	11.74	12.37	14.14	16.35	18.74	19.11	22.70	25.69	28.92
Handwheel Diameter (C)	7.88	7.88	9.85	11.82	11.82	15.76	17.73	19.89	23.64
Flanges (D)	6.00	7.00	7.50	9.00	10.00	11.00	13.50	16.00	19.00
Weight (lbs.)	40	55	70	132	181	233	416	664	907

14" or larger: consult factory.

Specifications subject to change without notice

STANVAL INDUSTRIAL ENGINEERING CO, LTD

Oubei Town, Yongjia County
Zhejiang Province 325102 China
Phone: 0086-577-80930685 □ □
Fax: 0086-577-67989486
www.STANVAL.com
Email: stanval@stanval.com